



KS1 SATs Information for Parents/Carers.

Mrs Irvine, Mrs Ames and Miss Hill
November 2022





Overview of information

- Curriculum with high expectations
- The assessment process
- How the result are reported to parents
- Changes to the tests
- How you can help your child





What are KS1 SATs?

- SATs are a series of assessments in maths and English, carried out in two stages during your child's primary education.
- **Key Stage 1 SATs (special quizzes) consist of formal assessments in maths and reading that take around 3 hours in total to complete, plus informal assessments in science that take place throughout the year.**
- SATs are just one aspect of the KS1 assessment process. Your child's teacher will be taking all their work in Years 1 and 2 into consideration in order to build a full, accurate picture of how well your child is doing. The full, teacher-assessment report about your child's progress in maths, English reading, English writing and science will be sent to you by the end of the summer term.





Pupils who should not take the tests

Pupils should not take the tests if:

- they have not completed the relevant KS1 programme of study
- they are working below the overall standard of the KS1 tests (and are considered to be unable to answer the easiest questions)
- they are working at the standard of the KS1 tests but are unable to participate, even when using suitable access arrangements
- If a head teacher decides a pupil should not take one or more of the tests, they must report this decision to the parents.





How the results are reported to parents

Pre-key stage standards used for those working below the standard.

- **Standard 4**
- **Standard 3**
- **Standard 2**
- **Standard 1**





How the results are reported to parents

Teacher assessments are reported to parents.

Test outcomes are used to support in the overall teacher assessment judgements and form part of the evidence.

Teacher assessment will report whether a child is:

- Working towards the expected standard
- Working at the expected standard
- Working at greater depth within the standard

for Reading, Writing and Maths





What tests will my child sit?

At the end of Year 2, children will sit tests in:

- **Reading (2 x papers)**
- **Maths (2 x papers – arithmetic and reasoning)**
- **Optional Grammar, Punctuation & Spelling**
- **Writing: Teacher assessment only**





Access Arrangements

- Depending on the needs of the child, it is possible to arrange the following:
- Extra time
- Scribe
- Reader
- Prompter
- Different room locations





Important Dates

Week beginning 2nd May 2023

- Reading paper 1
- Reading paper 2
- GPS

Week beginning 15th May 2023

- Maths paper 1 – Arithmetic
- Maths paper 2 – Reasoning

(Dates subject to change)



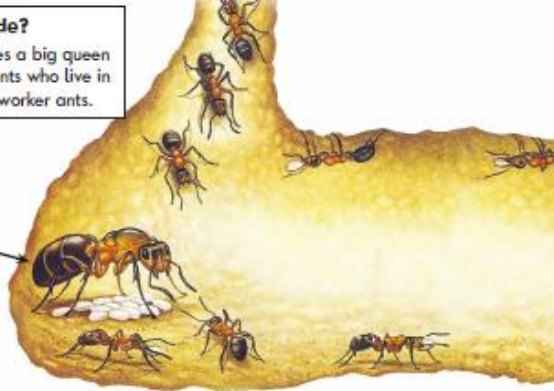
Sample Reading paper 1

Who lives inside?

Inside the nest lives a big queen ant. Most of the ants who live in the nest are busy worker ants.

Queen ant

The queen ant spends all her time laying eggs.



1 Which word in the text describes what worker ants are like?

Tick **one**.

- | | | | |
|--------|--------------------------|-------|--------------------------|
| sleepy | <input type="checkbox"/> | noisy | <input type="checkbox"/> |
| busy | <input type="checkbox"/> | fast | <input type="checkbox"/> |

2 What does the queen ant do?

Tick **one**.


- | | | | |
|----------------------|--------------------------|------------|--------------------------|
| keeps the nest clean | <input type="checkbox"/> | lays eggs | <input type="checkbox"/> |
| moves eggs | <input type="checkbox"/> | finds food | <input type="checkbox"/> |

Frog lifted the lid of the basket again. Inside was a huge red balloon. "We could float home," said Frog.

Frog blew up the balloon until it was full of air. Then he tied the balloon to the basket.

"I've never been in a balloon before," said Monster.

Neither had Frog, but he didn't tell Monster that.




17 How did Frog think they could get home?

18 Frog had not been in a balloon before, but he did not tell Monster because...

Tick **one**.

- | | | | |
|------------------------------------|--------------------------|--------------------------------------|--------------------------|
| he didn't want to talk to Monster. | <input type="checkbox"/> | he didn't want to go in the balloon. | <input type="checkbox"/> |
| he didn't want Monster to worry. | <input type="checkbox"/> | he didn't have time to say anything. | <input type="checkbox"/> |

Sample Reading paper 1



Just in time they reached the island, and carried the basket ashore.

Frog lifted the lid. "This is definitely our lucky day," he said.

It was somebody's picnic...

"This is what I call an adventure," said Frog.

Monster ate and ate until he was full up. He stretched out in the shade of a palm tree.

Frog felt tired too. Soon they were both fast asleep.

12 How do you know that Frog was excited?

13 What did Frog find inside the basket?

14 Where did Monster go to sleep?

20 Number the sentences below from 1 to 4 to show the order they happen in the story.

The first one has been done for you.

They found a big basket.

They fell asleep on an island.

They went in a boat.

The boat drifted away from them.



Sample Reading paper 2

The Blackbird and his Wife

Once upon a time there lived a blackbird and his wife. They sang so sweetly that everyone passing beneath the tree would stop and listen. It was the most beautiful music; it was as though gold and silver rain were falling into your ears.

One day the king was passing and he heard the two birds singing. He said to his servants, "Catch those birds! I will keep them in a silver cage and they will sing to me." So the servants set a trap, but they only caught one of the birds: the blackbird's wife. They put her into a silver cage and hung her over the king's bed. But she was so sad that she wouldn't sing at all.

As for the blackbird, when he saw that his wife had been trapped, he was angry. He took a sharp thorn for a sword and took half a walnut shell and wore it as a helmet. With the other half, he made himself a little drum. Soon he was marching towards the palace, beating the drum: rat-tat-tat.

Questions 1 – 8 are about
The Blackbird and his Wife (pages 4 – 7)

1 Why did the king want to have the blackbirds?

(page 4)

2 Why was the blackbird's wife sad?

(page 4)

3 What instrument did the blackbird play on the way to the palace?

(page 4)

4 The king treated the animals badly.

(page 5)

a) What had the king done to the fox?

b) What had the king done to the ants?

Sample Reading paper 2

(pages 6 – 7)

- 7** Draw lines to match these characters to the help they gave the blackbird.

fox

ants

river

frightened the king

scared the chickens

terrified the elephants

(page 7)

- 8** Find and copy two words that describe how scared the king was.

1. _____

2. _____

(page 6)

- 6** The blackbird said: "You and I are at war."

How do you know that the king was **not** worried by this?



Plastic today and in the future



Plastics are now made from oil, coal and natural gas. We are using these things so fast that the Earth's supplies may run out. Scientists are investigating new ideas for making plastics from plants such as sweet potato, bamboo and flax.



What you can do to help

Re-use

You can re-use lots of plastic objects. Plastic bottles can be re-used many times, rather than throwing them away after each drink. Unwanted plastic goods, such as CDs and toys, can be donated to charity shops.



Reduce

Another thing we can do to help is to use less plastic. For example, many people are using fewer plastic bags for their shopping.

Recycle

Recycling is a good way to get rid of unwanted plastics. Recycled waste materials are used again to make new products. However, this can be difficult as different types of plastic need to be recycled in different ways. Some plastics can be melted and used to make more plastic products such as bags and bottles. Others can be made into fibres (strands of material) for clothing.

(pages 8 – 9)

- 18 Put ticks in the table to show which sentences are **true** and which are **false**.

One has been done for you.

The information says that...	True	False
recycling is a good way to get rid of unwanted plastics.	✓	
we should use more things made of plastic.		
today we use plastics a lot.		
plastic is hard to get rid of.		
plastics rot.		

2 n

(page 7)

- 17 Draw lines to match the words below to their meaning.

words

Re-use

Reduce

Recycle

meanings

use the same thing more than once

turn an object into something else

use less of something





How to support your child with Reading

- Read with your child: get your child to read aloud to you, and then ask them questions that involve your child locating the answer within the text and ask questions that involve the child using inference
- Discuss the meaning of unfamiliar vocabulary, discuss characters' feelings, events, predict the ending.
- Read aloud to your child whilst your child follows the text: listening is an important part of reading; it will help your child learn the importance of punctuation and reading with expression.
- For more information on how to help your child at home (parent tab) and useful websites – visit <https://www.redwellprimary.org.uk/>





Sample GPS paper 1 Spelling test (Optional)

5. You pick things up with your _____.
6. The _____ in the box are different colours.
7. Our new _____ is black with white paws.
8. I _____ my friend for her help.
9. We are going on holiday on _____.
10. I am not allowed to eat too many _____.

5	fingers	1
6	paints	1
7	kitten	1
8	thanked	1
9	Saturday*	1
10	sweets	1



Sample GPS paper 2 Grammar & Punctuation test (Optional)

b

Write one word on the line below to complete the sentence in the **past tense**.

I _____ to Scotland during the school holidays.

Tick one box to show where a **comma** should go in the sentence below.

Tick **one**.

Aisha found some red blue and purple beads in the box.

↑

↑

↑

↑





How to support your child with Grammar, spelling and punctuation

- Help your child learn their spellings by practicing the common exception words sent home on parents evening and by playing games on 'Spelling Shed.'
- When reading to and/or with your child discuss the use of punctuation (full stops, capital letters, commas, apostrophes) and discuss grammar within a sentence (noun, verb, adverb, adjective, past, present, future tense)
- For more information on how to help your child at home and useful websites – visit <https://www.redwellprimary.org.uk/>




Sample Maths paper 1 - Arithmetic

$$\frac{3}{4} \text{ of } 40 = \boxed{}$$

$$65 + \boxed{} = 93$$

$$\boxed{} + 5 = 9$$

$$35 \div 5 = \boxed{}$$



Sample Maths paper 2 - Reasoning

31 Complete the number sentence below.

$$3 \times 8 = 2 \times \square$$

30 Look at these fractions.

$$\frac{1}{2}$$

$$\frac{1}{3}$$

$$\frac{2}{4}$$

$$\frac{3}{4}$$

Circle the **two** fractions that are **equal**.

Sample Maths paper 2 - Reasoning

29

Do these calculations have the same answer?

Write **yes** or **no** next to each box.

One is done for you.

$$8 + 2 \quad \text{and} \quad 2 + 8$$

yes or no?

yes

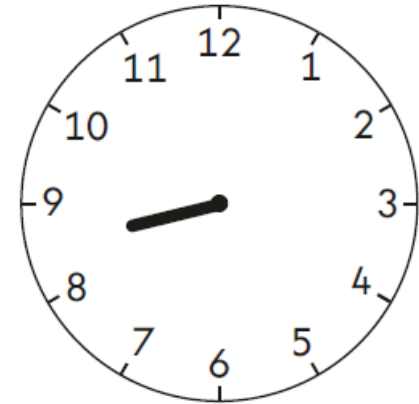
$$8 \times 2 \quad \text{and} \quad 2 \times 8$$

$$8 - 2 \quad \text{and} \quad 2 - 8$$

$$8 \div 2 \quad \text{and} \quad 2 \div 8$$

25

Draw the minute hand on the clock to show **twenty-five past eight**.



Sample Maths paper 2 - Reasoning

27 Sita has **50** raisins.

She gives **23** to Ben.

She gives **15** to Amy.



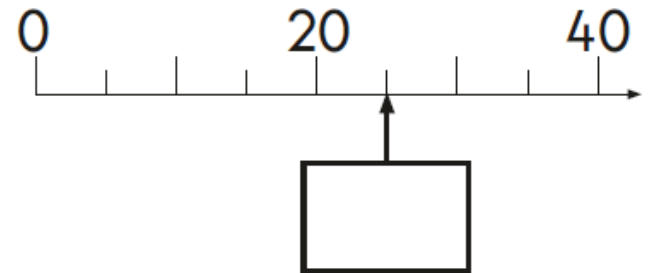
How many raisins does Sita have left?

Show
your
working

raisins

20 Look at the number line.

Write the correct number in the box.



Sample Maths paper 2 - Reasoning

26 Amy makes **20** cakes.

She shares the cakes between **5** plates.

Tick the calculation that shows how many cakes are on each plate.



Tick **one**.

$20 + 5 = 25$

$20 - 5 = 15$

$20 \div 5 = 4$

$20 \times 5 = 100$

28 Abdul goes to the zoo.

He finds out the mass of some animals.



Cheetah
58 kg



Tiger
94 kg



Lion
94 kg

Compare the mass of the animals.

Write **<** or **>** or **=** in each box.

Cheetah's mass

Tiger's mass

Tiger's mass

Lion's mass



How to support your child with Maths

- Continue to support the learning of number bonds to 10,20 and 100, times tables (2s,5s and 10s and counting in 3s) and mental recall of addition and subtraction facts within 100.
- Play 'Times Table Rockstars' and 'Maths Shed'.
- Redwell Primary School mental Maths programme, calculation policy, more information on how to help your child at home and useful websites – visit www.redwellschools.co.uk



Our Top Tips

Our tips aim to give all-important perspective and help maintain a sense of business as usual at home.

- ‘Play down’ the tests – to help to minimise pressure- we call them ‘Special Quizzes’ in class and don’t tell the children they are ‘tests’.
- Maintain routine at bedtime (early bedtimes!)
- Maintain other routines (after-school clubs, play dates with friends, visit to Grandma / Grandad) will all help to keep your child relaxed
- Good healthy breakfast to boost metabolism and brain function
- Talk to your child’s class teacher if your child feels anxious during the SATs period
- Plan a celebration (picnic, trip to their favourite park or a family outing) that isn’t result dependent. It’s an important early life lesson for our children to understand that getting through a slightly more challenging or strange-feeling period is a success in itself.





Useful Websites

General

- <https://www.oxfordowl.co.uk/for-home/advice-for-parents/fun-ideas-learning-at-home/fun-ideas-ages-6-7/>
- <https://www.bbc.com/bitesize/levels/z3g4d2p>
- <https://www.purplemash.com/sch/redwell-infant>

Maths

- <https://www.topmarks.co.uk/maths-games/5-7-years/counting>
- <http://www.ictgames.com/literacy.html>

English

- <http://www.primaryhomeworkhelp.co.uk/literacy/>
- <https://www.spellingshed.com/en-gb/>





Any Questions

If you have any questions at all regarding the end of year assessments, please do not hesitate to speak to your child's class teacher.

